

# SER 700

## Energy Recovery Ventilator



### STANDARD FEATURES

- Energy recovery core
- Fans with backward curved blades
- Dual service doors & Reversible electrical box
- Push-pull configuration
- External electrical box
- Electrostatic filters
- Removable screw terminal for easy connection
- Full length drain pan
- Outdoor ducts on the same side

### OPTIONS & CONTROLS

- MERV6 rated filters
- Compatible with all Fantech HRV/ERV controls
- CO2 sensor
- Shut off damper



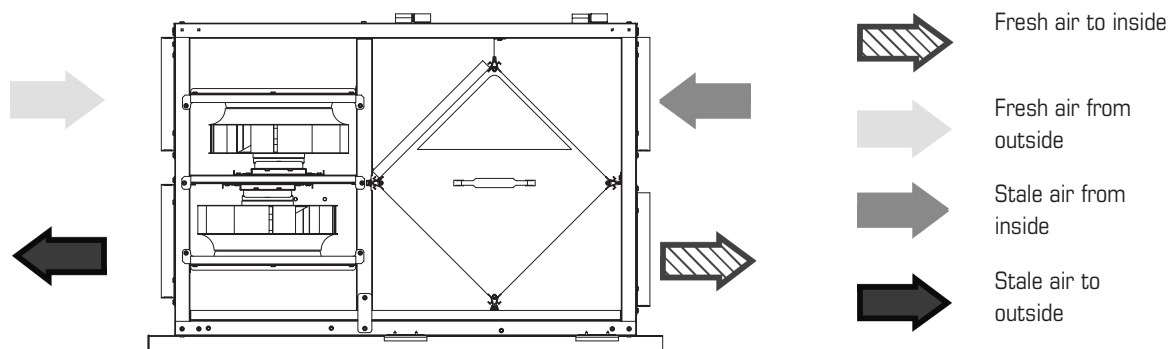
Job Name:		
Job Location:		
Job Reference Number:		
Unit Reference Number:		
Engineer:		
Distributor:		
Contractor:		
For Reference:	For Approval:	For Construction:
Submitted by:	Date:	
Address:		
Tel:	Fax:	Email:
Notes:		

**United States** 10048 Industrial Blvd. • Lenexa, KS 66215 • 1.800.747.1762 • [www.fantech.net](http://www.fantech.net)  
**Canada** 50 Kanalflokt Way • Bouctouche, NB E4S 3M5 • 1.800.565.3548 • [www.fantech.net](http://www.fantech.net)

Fantech reserves the right to make technical changes.  
 For updated documentation please refer to [www.fantech.net](http://www.fantech.net)

## Descriptions

Cabinet:	22 gauge G90 galvanized steel sheet coated with baked powder paint, insulated with 1 in. (25 mm) fiberglass with FSK facing for condensation control.
Blowers:	Two maintenance-free Ebm-Papst™ backward inclined motorized impellers with permanently lubricated sealed ball bearings and (TOP) thermal overload protected.
Energy recovery core*:	Two (2) cores made from water vapor transport durable polymer membrane that is highly permeable to humidity. The ERV core is freeze tolerant and water washable. During winter, the core transfers heat and moisture from the outgoing air to the incoming fresh air and during summer the core transfers heat and moisture from the incoming air to the outgoing air to essentially reduce the latent load.
Filters:	The exhaust and fresh air streams are protected by MERV1 washable filters constructed to meet UL 900. Optional MERV6 filters are direct replacement to the MERV1. Use of MERV6 filters will add an additional system pressure of 0.64 in.wg (160 Pa) at 700 cfm (330 l/s). Additional MERV Rated filters available upon request.
Controls:	External three (3) position (Low / Standby / High) rocker switch that will offer continuous ventilation. Compatible with all Fantech HRV/ERV controls.
Frost control:	A preset frost control sequence is initiated if the outdoor temperature falls below the set point of 23°F (-5°C). During the initial stage, the supply blower shuts down & the exhaust blower switches into high speed to eliminate frost build-up in the core. The unit then returns to normal operation for the final stage of the frost control sequence at which time the sequence is repeated if the outdoor air temperatures is still below the set point.
Serviceability:	Cores, filters and drain pan can be accessed easily from both sides of the ERV from hinged access panels. Cores conveniently slide out with only 15" (380 mm) clearance. Blowers can be accessed from both side of the ERV from fastened access panels. Blowers are easily removed by taking off the access panel and sliding the motor plates out of the ERV. A quick connect allows for fast inspection of blowers.
Mounting:	Unit may be suspended by using threaded rod, not supplied, or placed on a platform. Unit shall be adaptable for easy service of electrical components.
Warranty:	Fantech ERV's have a warranty that is limited to 3 years on all parts from the date of purchase, including parts replaced during this time period. If there is no proof of purchase available, the date associated with the serial number will be used for the beginning of the warranty period.



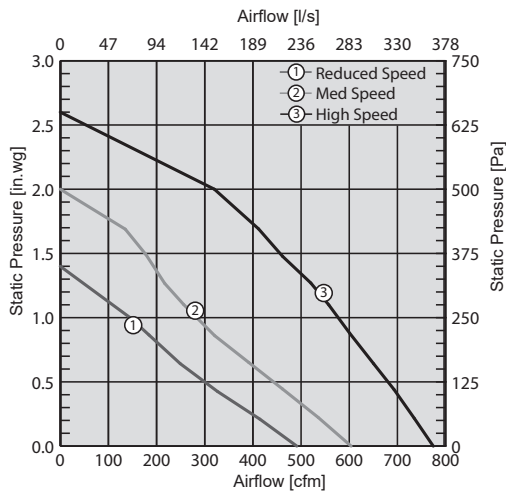
\*AHRI certifies the published performance ratings of the COMPONENT used in this product in accordance with AHRI 1060. AHRI Certified Reference Number: 202342544, model number EXR-290-380-250-CS-O. Note that only the COMPONENT is AHRI 1060 certified and not the product itself.

## Specifications

- Volts: 120V
- Phase: Single
- Amperage: 5.58 Amps Total
- Blowers (x2): 115V, 60Hz, 2.96 Amps

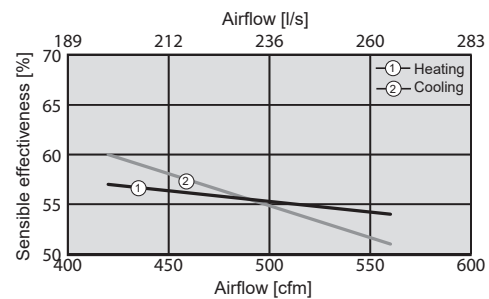
- Weight: 169 Lbs (77 Kg)
- Shipping Weight: 239 Lbs (108 Kg)
- Shipping Dim.: 38 x 38 x 27" (965 x 965 x 686mm)

## Ventilation Performance

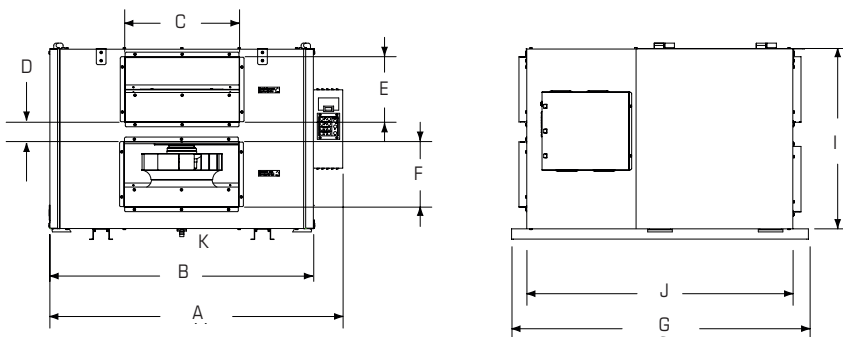


## Energy Performance

	Supply temperature		Net airflow		Net Effectiveness		
	°F	°C	cfm	L/s	Sensible	Latent	Total
					%	%	%
Heating	35	1.7	560	264	54	35	50
	35	1.7	420	198	57	40	54
Cooling	95	35	560	264	51	32	49
	95	35	420	198	60	37	53



## Dimensions



Model	A		B		C		D		E		F		G		I		J		K	
	in	mm	in	mm	in	mm	in	mm	in	mm	in	mm	in	mm	in	mm	in	mm	in	mm
SER 700	36 1/3	923	32 1/5	818	14	356	2 2/5	61	8	203	8	203	36 1/3	923	22	559	32 1/2	826	1 1/2	13

**United States** 10048 Industrial Blvd. • Lenexa, KS 66215 • 1.800.747.1762 • [www.fantech.net](http://www.fantech.net)  
**Canada** 50 Kanalfakt Way • Bouctouche, NB E4S 3M5 • 1.800.565.3548 • [www.fantech.net](http://www.fantech.net)

Fantech reserves the right to make technical changes.  
For updated documentation please refer to [www.fantech.net](http://www.fantech.net)