

# Ventilation Solutions

## Laundries

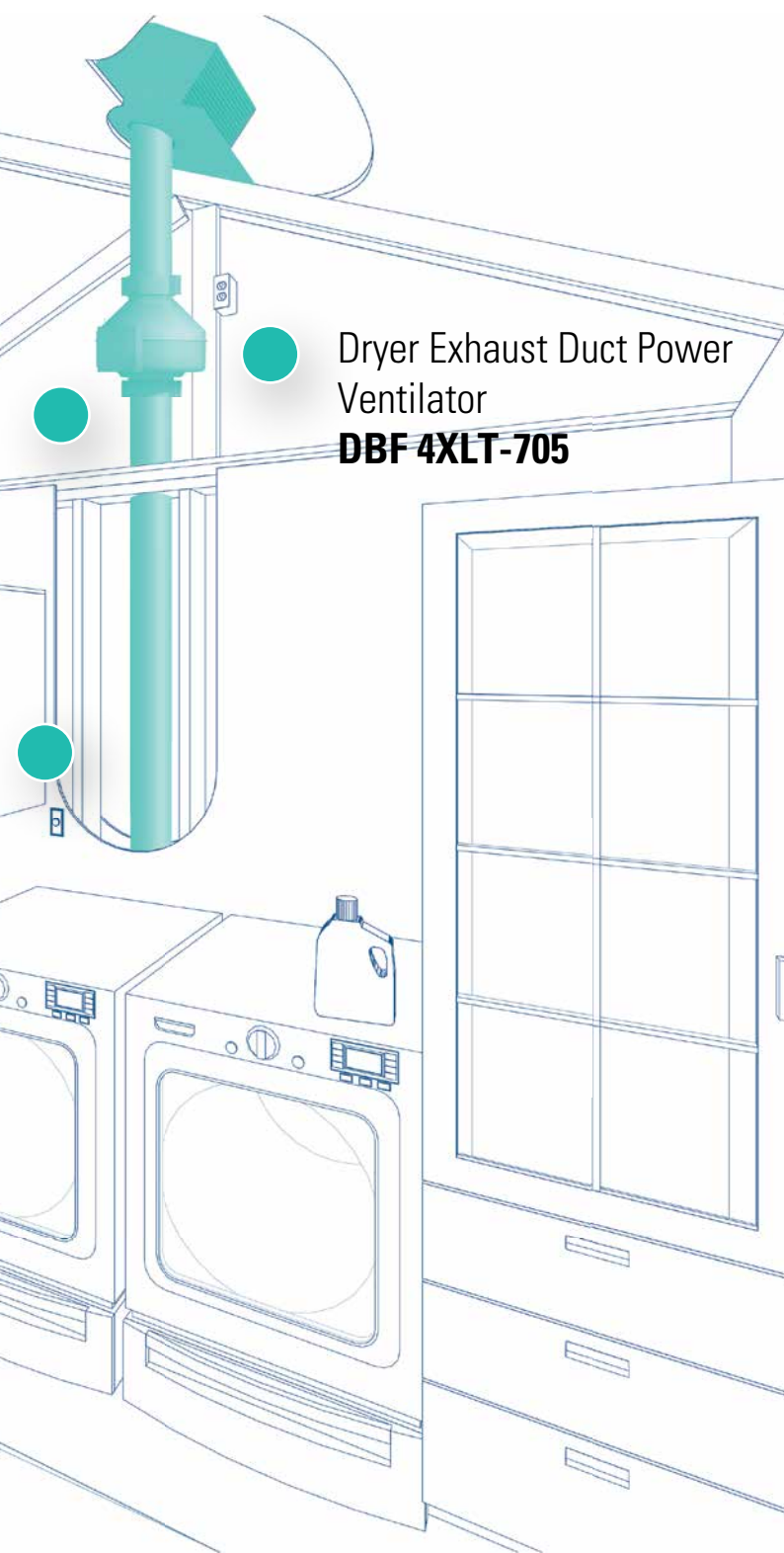


## A New Day - and a New Name for Dryer Exhaust Fans

Remember the good old days when laundry spaces were designed so that clothes dryers could be vented directly through an exterior wall with just a few feet of straight duct? Those days are over. Influenced by the latest laundry

room trends (including proximity to bedrooms, multi-function capability, elaborate storage and fixtures, etc.) builders and contractors are faced with a challenging task to provide proper and effective dryer ventilation.





Dryer Exhaust Duct Power Ventilator  
**DBF 4XLT-705**

Dryer location preferences often result in longer dryer exhaust duct runs with multiple bends that reduce dryer efficiency, extend drying time and interfere with a builder's ability to comply with the building code. A properly applied dryer exhaust fan, preferably one that is UL Listed, may be the only solution that makes everyone happy – including the home inspector and the local fire chief.

The 2012 International Residential Code (IRC) is pretty specific when it comes to dryer exhaust venting. A dryer exhaust duct system cannot exceed 35 feet from the dryer location to the wall or roof termination. Each 90-degree elbow reduces this maximum allowable length by 5 feet. Additionally, each dryer has its own specifications for exhaust duct length (often considerably shorter than 35 feet). Contractors should refer to the dryer manufacturer's instructions to make sure the dryer exhaust duct length does not exceed a particular model's capability. Given these restrictions, it is likely that dryers located in interior spaces will exceed either the IRC's or the dryer manufacturer's limits on duct length.

For years, dryer exhaust fans have been successfully used in homes and multi-family buildings with long dryer exhaust duct runs. Many homeowners, previously burdened with long drying times and perpetually damp clothes, have been delighted with the results.



Underwriters Laboratories (UL) has developed a supplement to UL705 specifically for fans used for dryer exhaust and has given these fans a new name:

**Dryer Exhaust Duct Power Ventilator (DEDPV).**

# MORE THAN JUST A DRYER EXHAUST FAN..

**Model DBF 4XLT-705 allows for 4" dryer exhaust duct runs up to 130 feet and is UL listed per the DEDPV Supplement to UL Standard 705.**

**Model DBF 4XLT-705 is equipped with an advanced pressure sensing circuit, LED indicator display panel, temperature limit device and fast clamps for easy installation and maintenance.**





# IT'S A UL LISTED DEDPV



## Distinguishing features between DEDPVs and other dryer exhaust fans

While fans of another name may be installed in dryer exhaust applications (at least for now) UL has announced that all Dryer Exhaust Duct Power Ventilators “DEDPV” products manufactured after July 31, 2012 must comply with the supplementary DEDPV requirements of UL705.

The UL testing standards for DEDPV’s help to ensure that dryer exhaust fans can safely and effectively assist the ventilation of a residential capacity dryer. The standard’s tests prove functionality of required safety features, provisions for maintenance, proper air velocities for lint management, etc.

UL’s DEDPV standard has established a baseline for dryer exhaust fans. Authorities with jurisdiction can now require UL Listed DEDPVs for installations in their communities. As well, architects and engineers can specify UL Listed DEDPVs for their projects, knowing that the safety of these installations is backed by a globally-recognized, independent testing and standards company.



### DEDPVs are most notably differentiated from other dryer exhaust fans by these features:

DEDPV fan housings must be metal, never plastic. A DEDPV must also shut down in the event of a dryer fire, so as not to facilitate the spread of fire in the home.

A DEDPV must automatically energize when the dryer is operated. An integral pressure switch may be used to sense dryer operation and energize the fan.

A DEDPV must indicate proper fan operation to the dryer operator as well as notify the dryer operator in the event of a fan failure.



# DBF 4XLT-705

## Dryer Exhaust Duct Power Ventilator



- UL Listed as a DEDPV under UL705
- Indicator panel for fan operation is included
- Temperature limit device shuts down the fan in case of a dryer fire
- Airtight, galvanized steel housing ensures no leakage into the building
- Integral pressure switch for automatic operation
- Maintains 1,200 FPM air velocity: lint is entrained in the flowing air

The Fantech dryer exhaust duct power ventilator has been specially designed to solve the problems caused by long duct runs on clothes dryers.

When the dryer is on, Fantech's patented pressure sensing switch automatically turns the DEDPV on. The DEDPV will turn itself off after the dryer stops. The wall-mounted indicator panel with a low voltage LED display lets the dryer operator know that the DEDPV is operating properly. The panel will also alert the dryer operator of problems such as no power, blocked duct, locked motor rotor and low speed conditions.

A 50 foot control cable is included to connect the indicator panel to the DEDPV. The system can be used to effectively exhaust a 4 inch dryer duct run up to 130 feet in length.

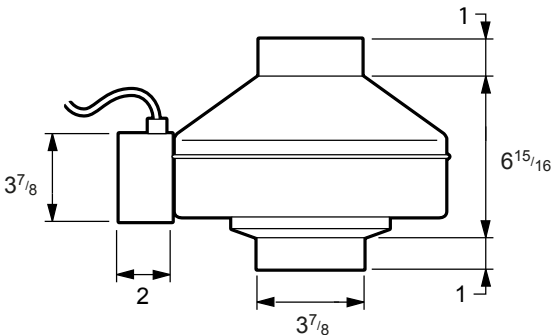


### Specification data

| Model        | Duct size | Rated power | Voltage / phase | Max. amps | 0.0" P <sub>s</sub> | 0.2" P <sub>s</sub> | 0.4" P <sub>s</sub> | 0.6" P <sub>s</sub> | 0.8" P <sub>s</sub> | 1.0" P <sub>s</sub> | Shipping weight | Item # |
|--------------|-----------|-------------|-----------------|-----------|---------------------|---------------------|---------------------|---------------------|---------------------|---------------------|-----------------|--------|
|              | inch      | W           | V / ~           | A         | cfm                 |                     |                     |                     |                     |                     | lbs             |        |
| DBF 4XLT-705 | 4         | 83          | 120 / 1         | 0.73      | 170                 | 150                 | 134                 | 119                 | 103                 | 86                  | 10              | 46005  |

Per HVI'S Certified rating program, charted air flow performance has been derated by a factor based on actual test results and the certified rate at 0.2 inches WG.

### Dimensions



Dimensional information is in inches.



**Cleaning the dryer exhaust fan is now easier and quicker.**

Removable duct sleeves provide for easy access to the duct and fan impeller.

# DBF Series

## Dryer Exhaust Fans



### DBF 4XL and DBF 4XLT

- Airtight, galvanized steel housing ensures no leakage into the building
- Maintains 1,200 FPM air velocity to entrain lint in the flowing duct
- Pressure switch to activate the fan when the dryer is on
- 5 1/2-foot electrical cord with plug and mounting bracket

Both models DBF 4XL and DBF 4XLT are dryer exhaust fans with backward inclined impeller fan blades, which allow lint to pass through the fan. These models can be used to provide dryer exhaust in duct runs up to 130 feet in length.

The DBF 4XLT model also includes a quick connect / disconnect fast clamp, and wall-mount indicator panel. The LED light on the panel lets the dryer operator know the fan is working properly.

### DBF 110

- Maintains 1,200 FPM air velocity to entrain lint in the flowing air
- Pressure switch to activate the fan when the dryer is on

The DBF 110 dryer exhaust fan is engineered of thermoplastic resin. It can be used on dryer duct runs up to 108 feet in length. The fan's backward inclined impeller blades allow lint to pass through the fan. The fan can be mounted in any orientation at any point along the duct run and its straight-through air flow design allows for easy installation.

DBF 4XLT



DBF 4XL



DBF 110



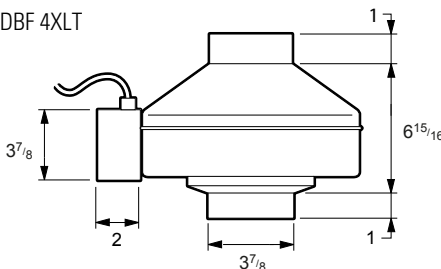
## Specification data

| Model    | Duct size | Rated power | Voltage / phase | Max. amps | 0.0" P <sub>s</sub> | 0.2" P <sub>s</sub> | 0.4" P <sub>s</sub> | 0.6" P <sub>s</sub> | 0.8" P <sub>s</sub> | 1.0" P <sub>s</sub> | Shipping weight | Item # |
|----------|-----------|-------------|-----------------|-----------|---------------------|---------------------|---------------------|---------------------|---------------------|---------------------|-----------------|--------|
|          | inch      | W           | V / ~           | A         | cfm                 |                     |                     |                     |                     |                     | lbs             |        |
| DBF 4XLT | 4         | 83          | 120 / 1         | 0.73      | 170                 | 150                 | 134                 | 119                 | 103                 | 86                  | 10              | 40275  |
| DBF 4XL  | 4         | 83          | 120 / 1         | 0.73      | 170                 | 150                 | 134                 | 119                 | 103                 | 86                  | 10              | 40095  |
| DBF 110  | 4         | 80          | 120 / 1         | 0.72      | 167                 | 150                 | 133                 | 113                 | 88                  | 63                  | 9               | 411347 |

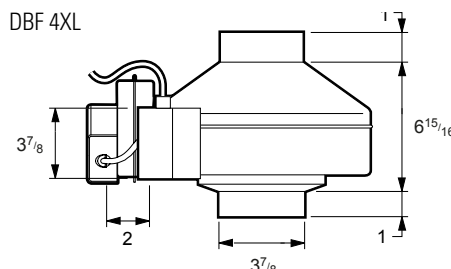
Per HVI'S Certified rating program, charted air flow performance has been derated by a factor based on actual test results and the certified rate at 0.2 inches WG.

## Dimensions

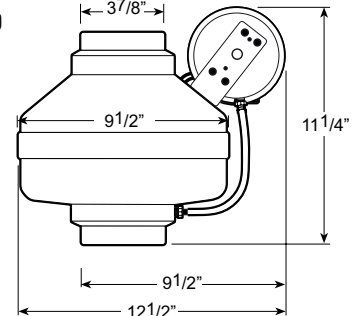
DBF 4XLT



DBF 4XL



DBF 110



Dimensional information is in inches.



# RVF 4XL

## Exterior-Mount Fan for Dryer Exhausting



**RVF 4XL**

- Galvanized steel housing features powder-coat finish
- Mounts on the exterior side wall of the building

Fantech’s popular exterior-mount exhaust fan with white, powdercoated metal housing can be used for dryer exhausting when paired with the accessory DB10 pressure switch (purchased separately). The accessory pressure switch automatically energizes the fan when the dryer is operated. Ideal for condos and apartments as well as homes. Effective for duct runs up to 130 feet in length.



Specification data

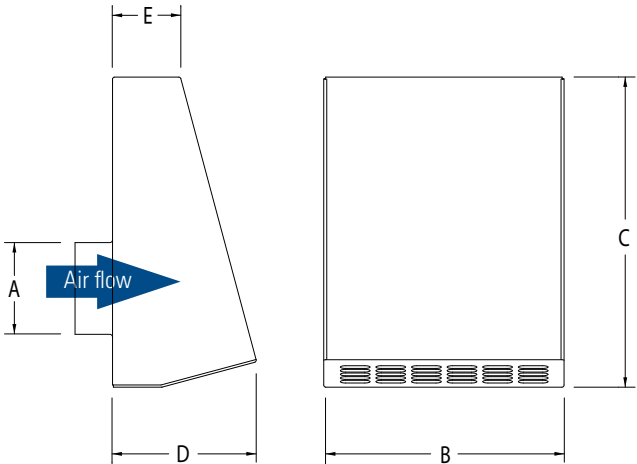
| Model   | Duct size | Rated power | Voltage / phase | Max. amps | 0.0" P <sub>s</sub> | 0.2" P <sub>s</sub> | 0.4" P <sub>s</sub> | 0.6" P <sub>s</sub> | 0.8" P <sub>s</sub> | 1.0" P <sub>s</sub> | Shipping weight | Item # |
|---------|-----------|-------------|-----------------|-----------|---------------------|---------------------|---------------------|---------------------|---------------------|---------------------|-----------------|--------|
|         | inch      | W           | V / ~           | A         | cfm                 |                     |                     |                     |                     |                     | lbs             |        |
| RVF 4XL | 4         | 92          | 120 / 1         | 0.84      | 193                 | 172                 | 154                 | 136                 | 118                 | 91                  | 10              | 40041  |

Per HVI’S Certified rating program, charted air flow performance has been derated by a factor based on actual test results and the certified rate at 0.2 inches WG.  
RVF Series performance is shown with ducted inlet.

Dimensions

| Model   | A†    | B      | C  | D | E     |
|---------|-------|--------|----|---|-------|
| RVF 4XL | 3 7/8 | 10 1/4 | 13 | 6 | 2 3/4 |

Dimensional information is in inches.



# Accessories

## for Dryer Exhaust Fans

### DBLT 4W

#### Lint Trap for Dryer Exhaust Fans

Galvanized metal lint trap for dryer exhausting applications. Use when duct length between dryer and exhaust fan is less than 15 feet. Fits 4-inch duct and 2"x6" construction. Features pull out a white pull-out door with a view window with attached removable lint filter for easy cleaning and 1/2" flange for flush mount installation. The lint trap complements all Fantech dryer exhaust fans.



#### Specification Data

| Model   | Duct Size, inch | Accessibility | Weight, lbs | Item # |
|---------|-----------------|---------------|-------------|--------|
| DBLT 4W | 4               | Door          | 4           | 46000  |

### DB 10

#### Pressure Switch

Provides fully automatic operation of dryer exhaust fan. Fan runs for 10 minutes when positive pressure is sensed in the duct line then shuts off and turns on again as needed. The switch is required for use with fan model RVF 4XL when used in a dryer exhaust application.



#### Specification Data

| Model | Voltage, V | Max Current, A | Weight, lbs | Item # |
|-------|------------|----------------|-------------|--------|
| DB 10 | 120        | 2              | 1           | 41110  |

### FC

#### Fast Clamps

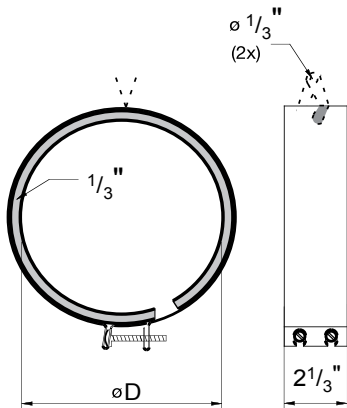
Our Fast Clamps facilitate the installation and removal of fans for service and cleaning. Made from galvanized sheet steel and fitted with an 1/3" neoprene lining, which suppresses vibration and ensures a tight fit. The mounting clamps are fastened together by two screws, which allow for connecting ducts with a marginal difference in diameter. Sold in pairs.



#### Specification Data

| Model | øD | Neoprene lining, inch | Weight, lbs | Item # |
|-------|----|-----------------------|-------------|--------|
| FC 4  | 4  | 1/3                   | 1           | 411295 |
| FC 5  | 5  | 1/3                   | 1           | 411108 |

#### Dimensions



Dimensional information is in inches.

# DID YOU KNOW..

Dryer Exhaust Duct  
Power Ventilator  
**DBF 4XLT-705**

**That according to the National Fire Prevention Association (NFPA), the leading cause of home fires is from lint ignition in the dryer or dryer duct?**

A DEDPV or Dryer Booster from Fantech maintains an airflow that keeps lint suspended while exhausting it to the outside, thereby reducing the risk of fire.

**That Spontaneous Combustion can occur in the dryer after the dryer stops due to high heat and no airflow?**

The DEDPV continues to operate for a short period of time after the dryer stops which cools the clothes and lessens the risk of spontaneous combustion.

**Dryers don't have an indicator to tell if there is a build up of lint in the duct?**

A safety feature of the DBF4XLT and DBF4XLT-705 is a visual indicator panel. This provides the user with a visual indication of correct operation or indication of a pressure increase due to a blocked duct. This advanced warning allows the user to take action to clean the dryer exhaust duct.

**That most dryers are limited to a duct run of 35'?**

Using a DEDPV or Dryer Exhaust Fans can increase the duct run up to 130 feet, as the fan relieves the pressure in the extended duct allowing the dryer to work efficiently.



**Customer Support:**

Canada 800.565.3548 • USA 800.747.1762 • [support@fantech.net](mailto:support@fantech.net)

**Send Orders:**

Canada 877.747.8116 • USA 800.487.9915 • [orders@fantech.net](mailto:orders@fantech.net)

Fantech reserves the right to modify, at any time and without notice, any or all of its products' features, designs, components and specifications to maintain their technological leadership position. The application rendering presented in this brochure is for visual presentation purposes only. Please, contact a building professional for technical guidance.



fantech