

Operational and Parts Manual

1ACC..WH

24" - 60" Wall-Mounted Weatherhoods



United States






10048 Industrial Blvd., Lenexa, KS, 66215
Tel.: 800.747.1762 • Fax: 800.487.9915

Canada

50 Kanalfakt Way, Bouctouche, NB, E4S 3M5
Tel.: 800.565.3548 • Fax: 877.747.8116



fantech®
a systemair company

				
Note	Warning / Important note	Information	Technical information	Practical tip



Please read and save these instructions. Read carefully before attempting to assemble, install, operate or maintain the product described. Protect yourself and others by observing all safety information. Failure to comply with instructions could result in personal injury and/or property damage! Retain instructions for future reference.

Description

Weatherhoods are designed to shield fan and damper openings in walls from rain and snow. A birdscreen is included. Weatherhoods are shipped unassembled.

Dimensions

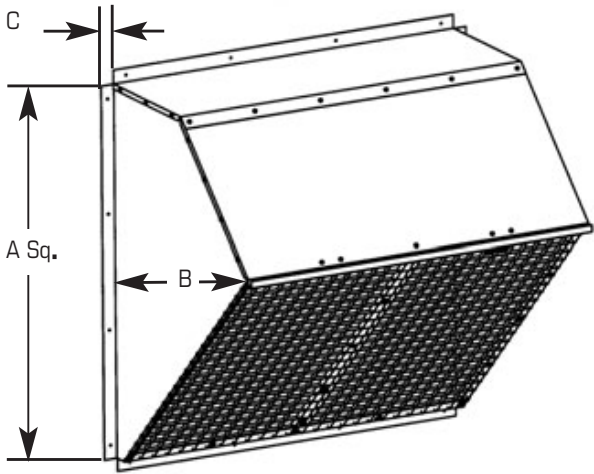


Table 1: Dimensional Data

Model	Fan Diameter	A	B	C	Side Panel Gage	Qty. of Fasteners
1ACC24WH	24	28 1/8	21	2	1	18
1ACC30WH	30	34 1/8	25	2	1	18
1ACC36WH	36	40 1/8	29	2	2	18
1ACC42WH	42	46 1/8	33	2	2	18
1ACC48WH	48	54 1/8	38	2	2	18
1ACC54WH	54	60 1/4	44 1/2	2	2	18
1ACC60WH	60	60 1/4	48 3/8	2	2	18

Dimensional information is in inches.

Installation



Fan should be securely mounted to wall prior to installation of weatherhood.

Care should be taken to ensure that power source to fan is locked OFF before weatherhood is installed so that the fan creates no hazard to installer.

1. Fasten front, top, bottom, and side panels together with 1/4 dia. x 1/2" long screws (supplied).
2. On models 1ACC36WH thru 1ACC60WH, fasten the center support angle to the front and bottom panel with 1/4 dia. x 1/2" long screws (supplied).
3. Fasten the bracket(s) to the front panel with 1/4 dia. x 1/2" long screws (supplied).
4. Fasten the screen to the face of the weatherhood with the 1/4 dia. x 1/2" long screws and 1.0 dia. washers (supplied).
5. Fasten weatherhood directly to the wall (hardware not supplied).
 - a. Use a 1/4 x 2" masonry anchor for masonry walls.
 - b. Use 1/4 x 2" lag screws if fastening to a framed wall.

Maintenance



Make certain that the power source is disconnected before attempting to service or disassemble any components! If the power disconnect is out-of-sight, lock it in open position and tag to prevent application of power.

Cleaning

Clean any accumulated dirt which would restrict air flow.

For Customer /Technical support call (800) 565.3548

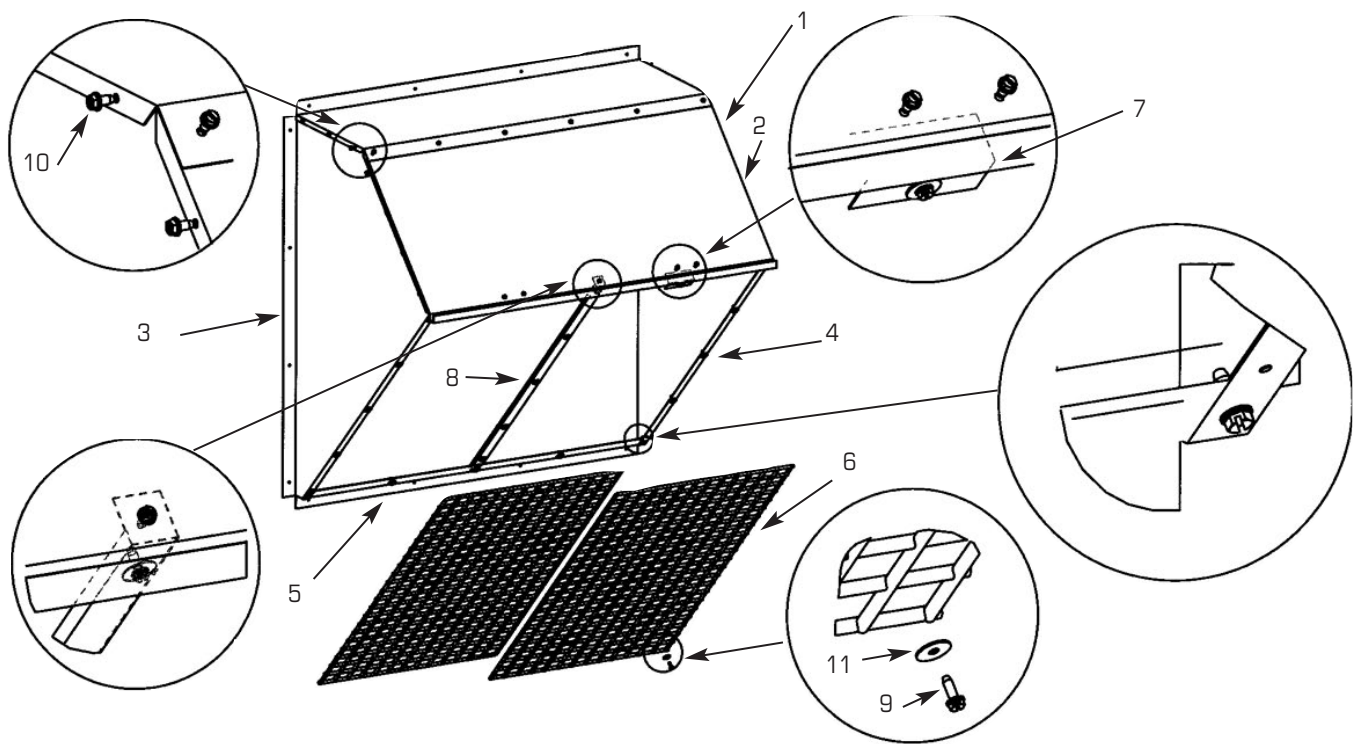


Figure 1: Repair parts illustration

Ref no.	Description	Qty
1	Top panel	1
2	Front panel	1
3	Left side panel	1
4	Right side panel	1
5	Bottom angle	1
6	Screen	2
7	Bracket	2
8	Angle	1
9	14 - 3/4 HWSL screws*	12-19
10	14 - 1/ HWSL screws*	27-36
11	.281 x 1.0 Washer*	12-19

* Standard hardware item, available locally.

Warranty

Fantech, Inc. warrants to the original purchaser that our products will be free from defects in material and workmanship for a period of one (1) year from the date of shipment. THIS IS OUR SOLE AND EXCLUSIVE PRODUCT WARRANTY AND IS IN LIEU OF AND EXCLUDES ALL OTHER WARRANTIES, EXPRESS OR IMPLIED, ARISING BY OPERATION OF LAW OR OTHERWISE, INCLUDING WITHOUT LIMITATION, MERCHANTABILITY AND FITNESS FOR A PARTICULAR PURPOSE WHETHER OR NOT THE PURPOSE OR USE HAS BEEN DISCLOSED TO US IN SPECIFICATIONS, DRAWINGS OR OTHERWISE, AND WHETHER OR NOT OUR PRODUCTS ARE SPECIFICALLY DESIGNED AND/OR MANUFACTURED BY US FOR PURCHASER'S USE OR PURPOSE.

This warranty does not cover any losses or damages due to misuse, accident, abuse, neglect, normal wear and tear, negligence (other than ours), unauthorized alteration, use beyond rated capacity, or improper installation, maintenance or application. This warranty shall be null and void to the extent that purchaser supplied incorrect information to us about the necessary product specifications or the environment in which the products were to be used, and our selection or design of the products for the purchaser was based in part on such information.

If within thirty (30) days after purchaser's discovery of any warranty defects within the warranty period, purchaser notifies us thereof in writing, we shall, at our option, repair, correct or replace F.O.B. point of manufacture, or refund the purchase price for, the products that we have

found to be defective. Failure by purchaser to give such written notice within the 30-day time period shall be deemed an absolute and unconditional waiver of purchaser's claim for such defects. Products repaired or replaced shall be covered by this warranty for the remainder of the original warranty period or ninety (90) days from the date of shipment, whichever is longer.

Warranty claims should be sent to Fantech, Inc.,
Attn: Quality Department, 10048 Industrial Blvd., Lenexa, KS 66215.
Included in the claim should be Order Number, Model Numbers, Serial Numbers and a detailed description of the issues.

Purchaser assumes all other responsibility for any loss, damage or injury to persons or property arising out of the use of our products, either alone or in combination with other products or components.

Limitation of Warranty and Liability

THE SOLE AND EXCLUSIVE REMEDY FOR BREACH OF ANY WARRANTY HEREUNDER SHALL BE LIMITED TO REPAIR, CORRECTION OR REPLACEMENT, OR REFUND OF THE PURCHASE PRICE UNDER THE PRECEDING PARAGRAPH ENTITLED "LIMITED WARRANTY". FANTECH VENTILATION PRODUCTS SHALL NOT BE LIABLE FOR DAMAGES CAUSED BY DELAY IN PERFORMANCE AND IN NO EVENT, REGARDLESS OF THE FORM OF THE CLAIM OR CAUSE OF ACTION, SHALL OUR LIABILITY TO PURCHASER AND/OR ITS CUSTOMERS EXCEED THE PRICE PAID BY PURCHASER FOR THE SPECIFIC PRODUCT PROVIDED BY US THAT GAVE RISE TO THE CLAIM OR CAUSE OF

ACTION. PURCHASER AGREES THAT IN NO EVENT SHALL OUR LIABILITY TO PURCHASER AND/OR ITS CUSTOMERS EXTEND TO INCLUDE INCIDENTAL, CONSEQUENTIAL OR PUNITIVE DAMAGES. The term "consequential damages" shall include, but not be limited to, loss of anticipated profits, business interruption, loss of use or revenue, cost of capital, or loss or damage to property or equipment. It is expressly understood that any technical advice furnished by us with respect to the use of our products is given without charge, and we assume no obligation or liability for the advice given, or results obtained, all such advice being given and accepted.

Warning

Fantech products are designed and manufactured to provide reliable performance, but they are not guaranteed to be 100% free from defects. Even reliable products will experience occasional failures and this possibility should be recognized by the user. If these products are

used in a life support ventilation system where failure could result in loss or injury, the user should provide adequate backup ventilation, supplementary natural ventilation, failure alarm system, or acknowledge willingness to accept the risk of such loss or injury.

Notes

Notes

Fantech reserves the right to make technical changes.
For updated documentation please refer to www.fantech.net

Fantech®