

FIT[®] 70E

Fresh Air Appliance

Product #: 463400



Fantech's newest addition to the FIT series is the smallest and most compact fresh air appliance with a profile of only 18.5" x 19.5" and 9.75" high, the FIT 70E is ideally suited for small condos and apartments that have no mechanical room and where it must be located over a false ceiling. The FIT 70E brings a continuous supply of fresh air into a home while exhausting an equal amount of contaminated air. The energy recovery core at the center of the unit transfers both heat and moisture from the incoming air to the outgoing air that was cooled and dried by the building's air conditioner.

Features

- Compact design, only 10.4" (264 mm) installed depth
- No drain required
- Easy to install on ceiling or wall with mounting bracket included
- Energy recovery core
- Electrostatic filters (washable)
- Removable screw terminal for easy connection with external access
- Multiple speed operation
- Lightweight, only 29lbs (13kg) including core

Recommended Controls

- ECO-Feel – Automatic IAQ Control

Also Compatible With

- ECO-Touch IAQ – Programmable Touch Screen Wall Control
- EDF8 – Electronic multi-function dehumidistat
- EDF3 – Multi-function control
- RTS-W – Wireless 20/40/60 minute over-ride
- RTS5 – 20/40/60 minute over-ride
- RTS4 – 20/40/60 minute over-ride
- RTS2 – 20 minute over-ride
- MDEH1 – Dehumidistat

Specifications

- Duct size – 4" (100 mm) round
- Voltage/Phase – 120/1
- Rated power – 58 W
- Running amperage – 0.6 A
- CSA rated amperage – 1.1 A
- Average airflow – 70 cfm (33 L/s) @ 0.4" Ps (100Pa)



Download
BIM model
and Specs



Fans

Two (2) factory-balanced fans with backward curved blades. Motors come with permanently lubricated, sealed ball-bearings to guarantee long life and maintenance-free operation.

Energy Recovery Core

AHRI certified core made from water vapor transport durable polymer membrane that is highly permeable to humidity. The ERV core is freeze tolerant and water washable. Core dimensions are 8.5" x 8.5" (216 x 216 mm) with a 8" (205 mm) depth.

Frost Prevention

A preset frost prevention sequence is activated at an outdoor air temperature of 14°F (-10°C) and lower. During the frost prevention sequence, the supply blower shuts down and the exhaust blower switches into high speed to maximize the effectiveness of the frost prevention strategy. The unit then returns to normal operation, and continues cycle.

Serviceability

Core, filters, fans and electrical panel can be accessed easily from the access panel. Core conveniently slides out with only 8" (205 mm) clearance.

Duct Connections

4" (100mm round metal duct connections with rubberized seal

Case

22 gauge galvanized steel cabinet with a pre-painted steel corrosion resistant door.

Insulation

Insulated with 1 in. (25 mm) of high density polystyrene.

Filters

Two (2), UL900 certified, washable electrostatic panel type air filters 8.5" (216mm) x 8" (205mm) x 0.125" (3mm).

Installation

Unit is typically hung by using ceiling bracket supplied with unit. Optional chain kit available.

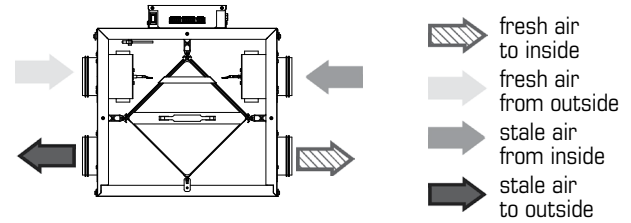
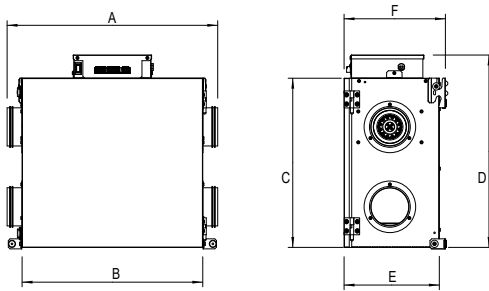
Limited Warranty

5 years on energy recovery core, 7 year on motors, and 5 year on parts.



fantech[®]
a systemair company

Dimensions & Airflow

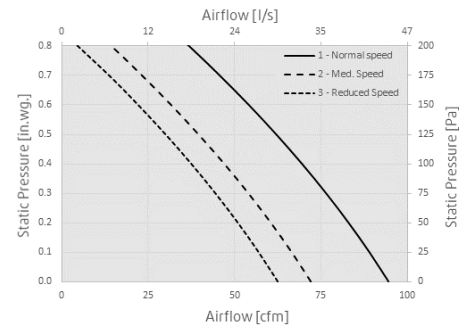


Model	A		B		C		D		E		F	
	in	mm	in	mm	in	mm	in	mm	in	mm	in	mm
FIT 70E	21 1/2	546	18 1/2	470	17 1/4	438	19 5/8	498	9 3/4	248	10 3/8	264

Clearance of 8" (203 mm) in front of the unit is recommended for removal of core.

Ventilation Performance

in.wg. (Pa)	0.1 (25)	0.2 (50)	0.3 (75)	0.4 (100)	0.5 (125)	0.6 (150)
	cfm (L/s)	cfm (L/s)	cfm (L/s)	cfm (L/s)	cfm (L/s)	cfm (L/s)
Net supply airflow	89 (42)	83 (39)	76 (36)	70 (33)	61 (29)	53 (25)
Gross supply airflow	93 (44)	87 (41)	81 (38)	72 (34)	66 (31)	55 (26)
Gross exhaust airflow	93 (44)	87 (41)	81 (38)	72 (34)	66 (31)	55 (26)



Energy performance

	Supply temperature		Net airflow		Consumed power	Sensible recovery efficiency	Adjusted Sensible recovery efficiency	Latent recovery/moisture transfer
	°F	°C	cfm	L/s	W	%	%	%
Heating	32	0	51	24	40	70	75	45
	32	0	59	28	44	67	72	42
	32	0	70	33	52	65	69	40
	5	-15	55	26	42	55	58	35
	-13	-25	59	28	34	34	35	21
Cooling	Supply temperature		Net airflow		Consumed power	Total recovery efficiency	Adjusted Total recovery efficiency	Latent recovery/moisture transfer
	°F	°C	cfm	L/s	W	%	%	%
Cooling	95	35	51	24	40	40	43	30

Requirements and standards

- Complies with the UL 1812 requirements regulating the construction and installation of Heat Recovery Ventilators
- Complies with the CSA C22.2 no. 113 Standard applicable to ventilators
- Complies with the CSA F326 requirements regulating the installation of Heat Recovery Ventilators
- Technical data was obtained from published results of test relating to CSA C439 Standards
- ERV Core ISO 846 certified for mold and bacteria resistance
- HVI certified

Contacts

Submitted by:	Date:
Quantity:	Model:
Comments:	Project #:
Location:	
Architect:	
Engineer:	Contractor:

Distributed by:

--

United States 10048 Industrial Blvd. • Lenexa, KS 66215 • 1.800.747.1762 • www.fantech.net

Canada 50 Kanallakt Way • Bouctouche, NB E4S 3M5 • 1.800.565.3548 • www.fantech.net

Fantech, reserves the right to modify, at any time and without notice, any or all of its products' features, designs, components and specifications to maintain their technological leadership position.



fantech®
a systemair company