

## CM - DM HEPA units

### Wholehouse filtration units



#### Three Units to Choose From

The HEPA Filtration system is available in two different models, depending on your choice of installation. Typically, the CM 3000 is used in geographical locations where the HEPA unit can be installed in a conditioned space such as a basement, closet or heated crawl space. The CM 3000 I (Insulated version) is normally installed in the southern U.S. states where it's common to locate the HVAC equipment in an unconditioned space such as a garage or attic. The DM 3000 is our duct mount model features integrated pressure switch, which energizes the unit any time furnace/ air handler operates. Designed with a back plate that allows direct connection of the unit to air handler or furnace.

#### Features

- Built in motor
- 3 step filters
- Prewired with 5' cord and 3-prong plug

#### Optional Accessories:

- FTD7 (#49792) – 7 Day Digital Timer

#### Specifications

- Duct Size – 8" (203 mm) Round (CM)  
– (2) 5 x 10" (127 mm x 254 mm) (DM)
- Weight – 28 lbs (12.7 Kg)
- Voltage/ Phase – 120V / 1~
- Power rated – 150 W
- Amp – 1.0 amps
- Average Airflow – 240cfm (113 L/s) @ 0 " Ps

#### Fans

One (1) factory-balanced fans with backward curved blades. Motors come with permanently lubricated, sealed ball bearings to guarantee long life and maintenance-free operation.

#### Filter

- Pre-filter – captures larger particles.
- Carbon filter – absorbs odors and gases
- HEPA Filter – 99.7% effective down to 0.3 microns. Specially designed to be the least expensive HEPA filter to replace.

#### Serviceability

Maintenance latch gives access to all three filters when needed to be replaced.

- Pre-filter – Replace every three months
- Carbon filter – Replace every three months
- HEPA Filter – Can last 2 to 5 years depending on proper maintenance of pre-filter\*

\*Homes with a high level of pollutants (such as a heavy smoker) will need to change the filter more often.

#### Duct Connections

- 8" (203 mm) round on CM
- 5 x 10" (127 mm x 254 mm) rectangular on DM

#### Case

24 gauge galvanized pre-painted steel corrosion resistant

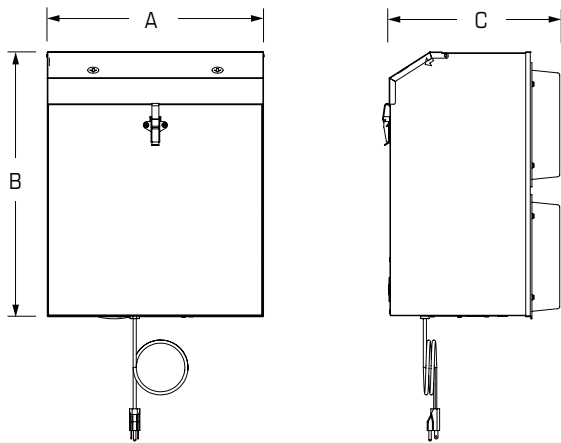
#### Insulation

CM3000i is wrapped in insulation when used in unconditioned spaces such as attics and garages. Insulated outer shell prevents condensation problems.

#### Warranty

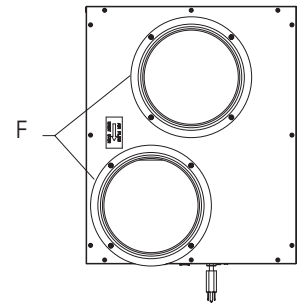
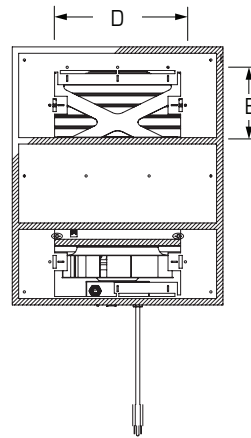
7 year limited warranty on the motor, 5 year limited warranty on other components. Warranty does not cover filters.

## Dimensions



DM

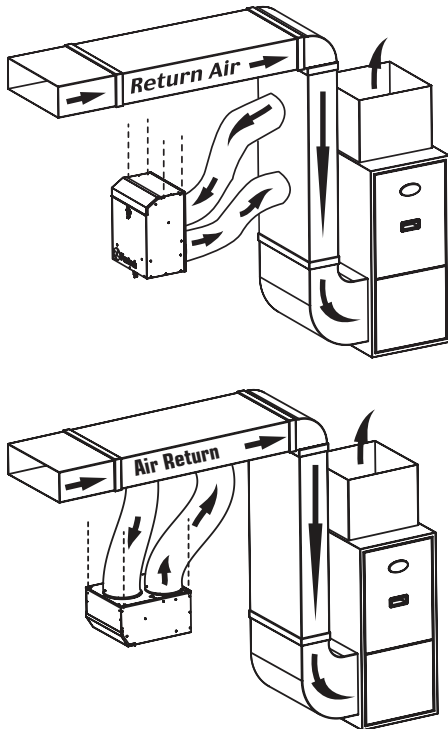
CM



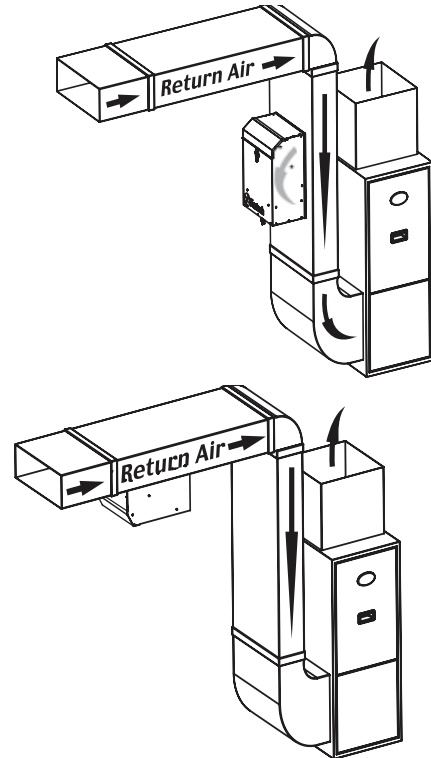
Model	A		B		C		D		E		F (Duct Size)	
	in	mm	in	mm	in	mm	in	mm	in	mm	in	mm
DM 3000P	16	406	20	508	10 1/2	268	10	254	5	127	N/A	N/A
CM 3000	16 1/4	413	20	508	10 11/16	420	N/A	N/A	N/A	N/A	5	208
CM 3000 I	16 1/4	413	20	508	10 11/16	420	N/A	N/A	N/A	N/A	5	208

## Installation examples

CM



DM



## Contacts

Submitted by:	Date:
Quantity:	Model:
Comments:	Project #:
Location:	
Architect:	
Engineer:	Contractor:

## Distributed by:

--

**United States** 10048 Industrial Blvd. • Lenexa, KS 66215 • 1.800.747.1762 • [www.fantech.net](http://www.fantech.net)

**Canada** 50 Kanalfakt Way • Bouctouche, NB E4S 3M5 • 1.800.565.3548 • [www.fantech.net](http://www.fantech.net)

Fantech, reserves the right to modify, at any time and without notice, any or all of its products' features, designs, components and specifications to maintain their technological leadership position.