

VER 100

Energy Recovery Ventilator

Product #: 463235



Fantech's VER 100 is an Energy Recovery Ventilator designed for higher static pressure applications. The unit brings a continuous supply of fresh air into a home while exhausting an equal amount of contaminated air. The energy recovery core at the center of the unit transfers heat and moisture from incoming air to the outgoing air that was cooled and dried by the building's air conditioner.

Features

- 5" (125mm) oval duct connections with integrated airflow measurement
- Compact design, only 21.5" (546 mm) wide
- Includes EZ-Mount wall bracket
- Fans with backward curved blade
- ERV transfers both heat and humidity
- Anti-microbial material
- Withstands freezing
- Electrostatic filters (washable)
- Removable screw terminal for easy connection
- Easy Core Guide Channels For Removing Core
- Only weighs 36 lbs (16.27Kg)

Optional Controls

- | | |
|----------------------------|--|
| • ECO-Touch ^{IAQ} | – Programmable Touch Screen Wall Control |
| • ECO-Feel | – Automatic IAQ Control |
| • EDF7 | – Electronic multi-function dehumidistat |
| • EDF1 | – Multi-function control |
| • RTS-W | – Wireless 20/40/60 minute timer |
| • RTS5 | – 20/40/60 minute over-ride |
| • RTS2 | – 20 minute over-ride |
| • MDEH1 | – Dehumidistat |

Specifications

- | | |
|---------------------------------|--------------------|
| • Duct size | – 5" (125 mm) oval |
| • Voltage/Phase | – 120/1 |
| • Power rated | – 172 W |
| • Amp | – 1.6 A |
| • Average airflow | – 124 cfm (59 L/s) |
| • @ 0.4" P _s (100Pa) | |

Fans

Two (2) factory-balanced fans with backward curved blades. Motors come with permanently lubricated, sealed ball-bearings to guarantee long life and maintenance-free operation.

Energy Recovery Core

Energy recovery core made from water vapor transport durable polymer membrane that is highly permeable to humidity. The ERV core is freeze tolerant and water washable. Core dimensions are 8.4 x 8.4" (213 x 213 mm) with a 15" (381 mm) depth.

Defrost

A preset frost prevention sequence is activated at an outdoor air temperature of 14°F (-10°C) and lower. During the frost prevention sequence, the supply blower shuts down and the exhaust blower switches into high speed to maximize the effectiveness of the frost prevention strategy. The unit then returns to normal operation and continues cycle.

Serviceability

Core, filters, fans, drain pan and electrical panel can be accessed easily from the access panel. Core conveniently slides out with only 14" (432 mm) clearance.

Case

22 gauge galvanized steel cabinet with a pre-painted steel corrosion resistant door.

Insulation

Cabinet is fully insulated with 1" (25 mm) foil-face high density expanded polystyrene.

Filters

Two (2) washable electrostatic panel type air filters 8.5" (216mm) x 12.5" (318 mm) x 0.125" (3mm).

Controls

External three (3) position (Low/Stand By/Medium) rocker switch that will offer continuous ventilation. Fantech offers a variety of external controls. (see controls)

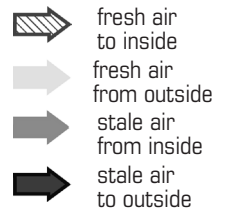
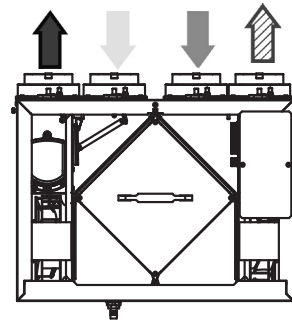
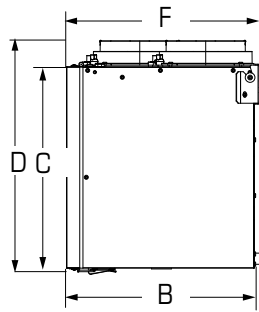
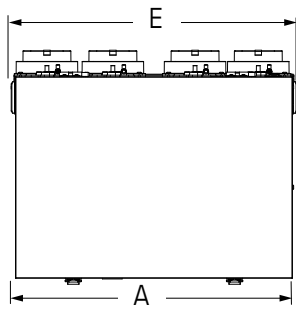
Installation

Unit is typically installed using supplied wall bracket.

Warranty

5 years on energy recovery core, 7 year on motors, and 5 year on parts.

Dimensions & Airflow



Model	A		B		C		D		E		F	
	in	mm	in	mm	in	mm	in	mm	in	mm	in	mm
VER 100	21 1/2	546	14 1/2	368	15 5/8	397	17 7/8	454	22 1/2	572	15	381

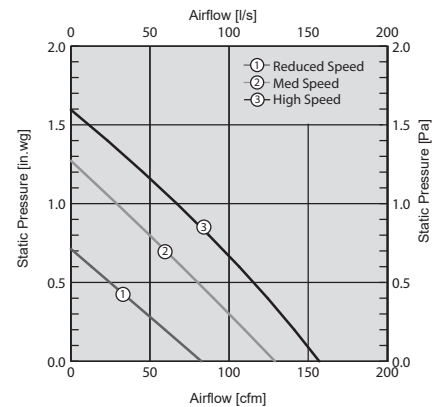
Dimensional information is in inches. Clearance of 14" (356mm) in front of the unit is recommended for removal of core. All units feature three foot plug-in power cord with 3-prong plug.

Ventilation Performance

in.wg. (Pa)	0.2 (50)	0.4 (100)	0.6 (150)	0.8 (200)	1.0 (250)
	cfm (L/s)	cfm (L/s)	cfm (L/s)	cfm (L/s)	cfm (L/s)
Net supply airflow	138 (65)	122 (58)	104 (49)	85 (40)	66 (31)
Gross supply airflow	141 (67)	124 (59)	106 (50)	87 (41)	67 (32)
Gross exhaust airflow	141 (67)	124 (59)	106 (50)	87 (41)	67 (32)

** - Balancing Range : 50 cfm (24 L/s) to 140 cfm (66 L/s)

- If a balanced flow outside the above range is required, please revisit our product offerings to ensure a properly sized unit is selected



Energy performance

	Speed	Supply temperature		Net airflow		Consumed Power	Net effectiveness		
		°F	°C	cfm	L/s		Sensible	Latent	Total
							%	%	%
Heating	Low	35	1.7	50	24	80	63	47	58
	Medium	35	1.7	75	35	110	61	44	55
	High	35	1.7	100	47	172	59	41	53
Cooling	Low	95	35	50	24	80	63	43	51
	Medium	95	35	75	35	110	60	40	48
	High	95	35	100	47	172	59	37	45

Requirements and standards

- Complies with the UL 1812 requirements regulating the construction and installation of Heat Recovery Ventilators
- Complies with the CSA C22.2 no. 113 Standard applicable to ventilators
- Complies with the CSA F326 requirements regulating the installation of Heat Recovery Ventilators
- Technical data was obtained from published results of test relating to CSA C439 Standards

Contacts

Submitted by:	Date:
Quantity:	Model:
Comments:	Project #:
Location:	
Architect:	
Engineer:	Contractor:

Distributed by:

United States 10048 Industrial Blvd. • Lenexa, KS 66215 • 1.800.747.1762 • www.fantech.net

Canada 50 Kanafllakt Way • Bouctouche, NB E4S 3M5 • 1.800.565.3548 • www.fantech.net

Fantech, reserves the right to modify, at any time and without notice, any or all of its products' features, designs, components and specifications to maintain their technological leadership position.



fantech®
a systemair company