


VER 200

Energy Recovery Ventilator

Product #: 99286



Fantech's, VER 200 is an Energy Recovery Ventilator designed for higher static pressure applications. The unit brings a continuous supply of fresh air into a home while exhausting an equal amount of contaminated air. The energy recovery core at the center of the unit transfers heat and moisture from incoming air to the outgoing air that was cooled and dried by the building's air conditioner.

Features

- 6" (152mm) oval duct connections with integrated airflow measurement
- Fans with backward curved blade
- ERV transfers both heat and humidity
- Anti-microbial material
- Withstands freezing
- AHRI certified
- Electrostatic filters (washable)
- Removable screw terminal for easy connection
- Easy Core Guide Channels For Removing Core
- Only weighs 53 lbs (19.26Kg)

Optional Controls

- ECO-Touch™ (#44929) — Programmable Touch Screen Wall Control
- EDF7 (#44883) — Electronic multi-function dehumidistat
- EDF1 (#40375) — Multi-function control
- RTS5 (#44794) — 20/40/60 minute over-ride
- RTS2 (#40164) — 20 minute over-ride
- MDEH1 (#40172) — Dehumidistat

Specifications

- Duct size — 6" (152 mm) oval
- Voltage/Phase — 120/1
- Power rated — 187 W
- Amp — 1.24A
- Average airflow — 170 cfm (80 L/s)
@ 0.4" P_s (100Pa)

Fans

Two (2) factory-balanced fans with backward curved blades. Motors come with permanently lubricated, sealed ball-bearings to guarantee long life and maintenance-free operation.

Energy Recovery Core

AHRI certified core made from water vapor transport durable polymer membrane that is highly permeable to humidity. The ERV core is freeze tolerant and water washable. Core dimensions are 11.4" x 11.4" (290 x 290 mm) with a 15" (381 mm) depth.

Defrost

A preset frost prevention sequence is activated at an outdoor air temperature of 14°F (-10°C) and lower. During the frost prevention sequence, the supply blower shuts down and the exhaust blower switches into high speed to maximize the effectiveness of the frost prevention strategy. The unit then returns to normal operation and continues cycle.

Serviceability

Core, filters, fans, drain pan and electrical panel can be accessed easily from the access panel. Core conveniently slides out with only 17" (432 mm) clearance.

Case

24 gauge galvanized pre-painted steel corrosion resistant

Insulation

Cabinet is fully insulated with 1" (25 mm) foil-face high density expanded polystyrene.

Filters

Two (2) washable electrostatic panel type air filters 11.75" (216mm) x 15" (380 mm) x 0.125" (3mm).

Controls

External three (3) position (Low/Stand By/Medium) rocker switch that will offer continuous ventilation. Fantech offers a variety of external controls. (see controls)

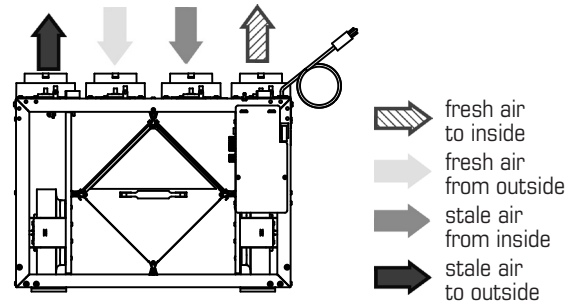
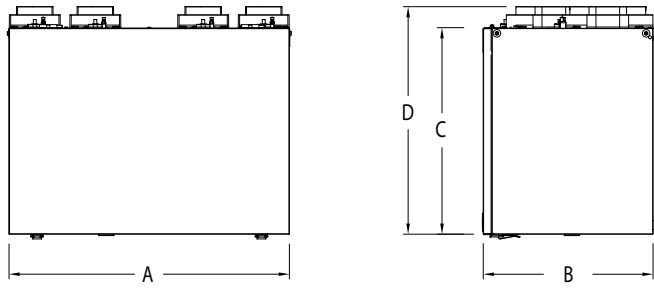
Installation

Unit is typically hung by using installation kit supplied with unit. Mounting bolts provided on top four (4) corners of unit.

Warranty

5 years on energy recovery core, 7 year on motors, and 5 year on parts.

Dimensions & Airflow



Model	A		B		C		D	
	in	mm	in	mm	in	mm	in	mm
VER 200	28	710	17	430	20 1/2	522	22 11/16	576

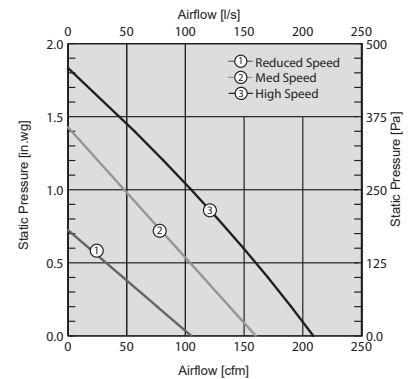
Dimensional information is in inches. Clearance of 17" (432mm) in front of the unit is recommended for removal of core. All units feature three foot plug-in power cord with 3-prong plug.

Ventilation Performance

in.wg. (Pa)	0.2 (50)	0.4 (100)	0.6 (150)	0.8 (200)	1.0 (250)	1.2 (300)
	cfm (L/s)	cfm (L/s)	cfm (L/s)	cfm (L/s)	cfm (L/s)	cfm (L/s)
Net supply airflow	190 (90)	170 (80)	150 (51)	128 (60)	105 (50)	81 (38)
Gross supply airflow	194 (92)	174 (82)	152 (72)	130 (61)	107 (51)	83 (39)
Gross exhaust airflow	194 (92)	174 (82)	152 (72)	130 (61)	107 (51)	83 (39)

** - Balancing Range : 90 cfm (42 L/s) to 180 cfm (85 L/s)

- If a balanced flow outside the above range is required, please revisit our product offerings to ensure a properly sized unit is selected



Energy performance

	Speed	Supply temperature		Net airflow		Consumed Power	Net effectiveness		
		°F	°C	cfm	L/s		Sensible	Latent	Total
							%	%	%
Heating	Low	35	1.7	90	42	68	75	61	70
	Medium	35	1.7	138	65	124	71	54	64
	High	35	1.7	170	80	180	69	59	62
Cooling	Low	95	35	90	42	68	75	58	64
	Medium	95	35	138	65	124	71	50	58
	High	95	35	170	80	180	69	46	55

Requirements and standards

- Complies with the UL 1812 requirements regulating the construction and installation of Heat Recovery Ventilators
- Complies with the CSA C22.2 no. 113 Standard applicable to ventilators
- Complies with the CSA F326 requirements regulating the installation of Heat Recovery Ventilators
- Energy Recovery Core is ISO 846 certified for mold and bacteria resistance and AHRI certified (certificate #8931522)
- Technical data was obtained from published results of test relating to AHRI 1060 Standards

Contacts

Submitted by:	Date:
Quantity:	Model:
Comments:	Project #:
Location:	
Architect:	
Engineer:	Contractor:

Distributed by:

United States 10048 Industrial Blvd. • Lenexa, KS 66215 • 1.800.747.1762 • www.fantech.net

Canada 50 Kanafllakt Way • Bouctouche, NB E4S 3M5 • 1.800.565.3548 • www.fantech.net

Fantech, reserves the right to modify, at any time and without notice, any or all of its products' features, designs, components and specifications to maintain their technological leadership position.