

ECHO H2800Xi

Commercial Heat Recovery Ventilator - Indoor Unit

Product #: 95749



The Commercial Heat Recovery Ventilation system (HRV) complements today's tight buildings. Fantech's HRVs are designed to supply air into a building while exhausting an equal amount of contaminated air to the outside.

Features

- 2800 cfm unit
- EC Fan motors
- Pre-Programmed controller
- Built-in Flow Measurement
- Electronic Flow Adjustment
- Available communication via Modbus and BACnet
- Dirty Filter Sensor
- Field reversible electrical box
- Dual service doors
- Push-pull configuration

Specifications

- Voltage – 200 - 240V
- Phase – 1~
- Current – 12.2A
- Power rated, per motor – 1300W
- MCA – 14A
- MOP – 20A
- Operational Temperature – -25/40° C (-13/104° F)
- Weight – 850 lbs (386 kg)

Fans

Two (2) electronically commutated motors. The EC fans operate at high efficiency levels and offer a great energy-saving potential not only at full load, but especially at part-load. When operating at part-load, the energy used is much lower than with an AC motor of equivalent output. Reduced energy usage guarantees a drop in operating costs.

Heat recovery core

Three (3) aluminum heat recovery cores configured for an efficient cross-flow ventilation. Core is 23.6" x 23.6" (600 x 600 mm) with a 15.6" (397 mm) depth. Cores are manufactured to withstand extreme temperature variations.

Defrost

The Heat Recovery ventilation system incorporate a standard supply fan shutdown defrost. An external recirculation defrost that does not depressurize the space during the defrost cycle is also available as an accessory.

Serviceability

Cores, filters and drain pan can be accessed easily from both sides of the unit from hinged and removable access doors. Cores conveniently slide out and blowers can be accessed from both side of the HRV from fastened access panels. Blowers are easily removable by taking off the access panel. A clearance of 44" (1120 mm) is required to service the unit.

Cabinet

Double wall construction with 22 gauge galvanized pre-painted steel corrosion resistant

Insulation

Insulated with 2in. (50 mm) fiberglass with FSK facing for condensation control.

Controls

Factory installed and pre-programmed controller with remote display for monitoring and configuring the unit. Available communication via Modbus and BACnet.

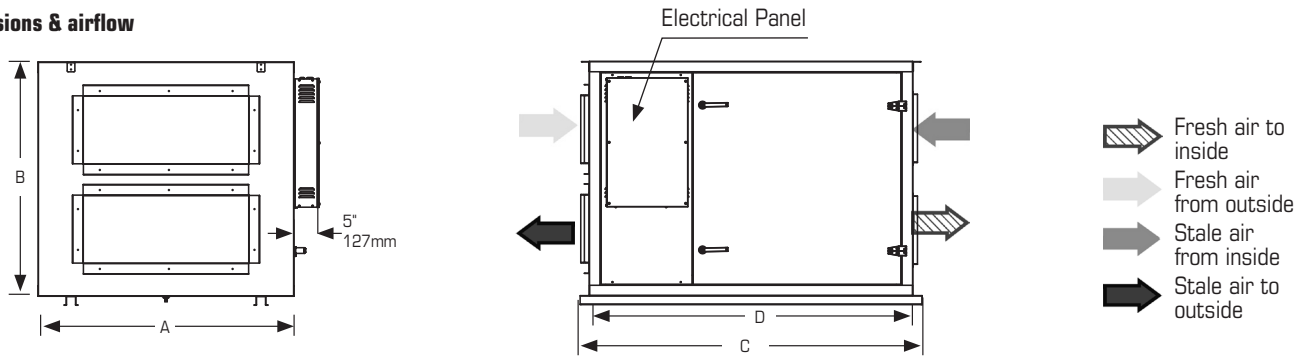
Filters

The air streams are protected by a MERV13 pleated filter on the supply air and a MERV8 pleated filter on the exhaust air. Filter dimensions are 24" x 24" (610 mm x 610 mm)

Installation

Unit may be suspended by using threaded rod, not supplied, or placed on a platform. Unit shall be adaptable for easy service of electrical components.

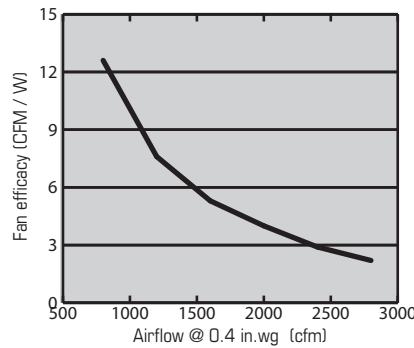
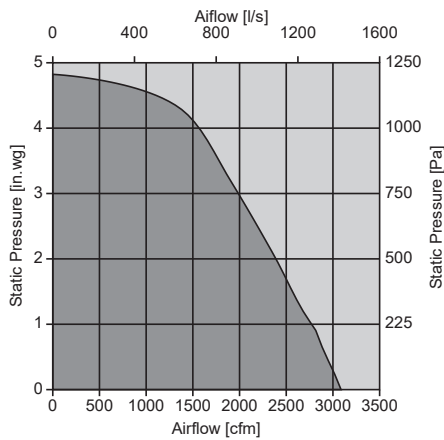
Dimensions & airflow



Model	A		B		C		D		Duct Dimensions		Drain X2	
	in	mm	in	mm	in	mm	in	mm	in	mm	in	mm
H2800Xi	52	1279	50	1234	70	1865	66	1684	14 x 34	356 x 864	3/4	19

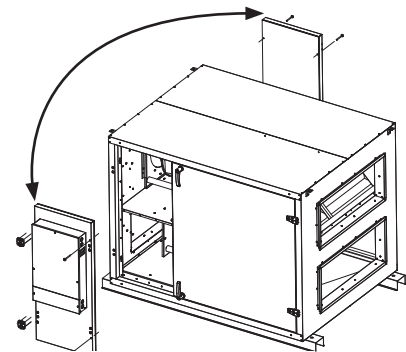
Ventilation Performance

in. wg. (Pa)	0.2 (50)	0.4 (100)	0.8 (200)	1.0 (250)	1.4 (350)	1.8 (450)	2.0 (500)	2.5 (625)
cfm (L/s)	cfm (L/s)	cfm (L/s)	cfm (L/s)	cfm (L/s)	cfm (L/s)	cfm (L/s)	cfm (L/s)	cfm (L/s)
Supply	2880 (1360)	2830 (1336)	2710 (1279)	2640 (1246)	2490 (1175)	2280 (1076)	2150 (1015)	1750 (820)



Port Configuration

Standard configuration showing reversible doors as shipped from factory.



Energy performance

Airflow	Heating – 35 °F (1.7°C) - Effectiveness			Cooling – 95°F (35°C) - Effectiveness		
	Sensible	Latent	Total	Sensible	Latent	Total
	%	%	%	%	%	%
2400	71	0	47	68	0	26
2250	71	0	47	69	0	26
1800	71	0	47	72	0	27
1600	72	0	47	73	0	28

Requirements and standards

- Complies with the UL 1812 requirements regulating the construction and installation of Heat Recovery Ventilators
- Complies with the CSA C22.2 no. 113 Standard applicable to ventilators
- Technical data was obtained from published results of test relating to AHRI 1060 Standards

Contacts

Submitted by:	Date:
Quantity:	Model:
Comments:	Project #:
Location:	
Architect:	
Engineer:	Contractor:

Distributed by:

--

United States 10048 Industrial Blvd. • Lenexa, KS 66215 • 1.800.747.1762 • www.fantech.net
Canada 50 Kanalfakt Way • Bouctouche, NB E4S 3M5 • 1.800.565.3548 • www.fantech.net

Systemair reserves the right to modify, at any time and without notice, any or all of its products' features, designs, components and specifications to maintain their technological leadership position.