

VHR 200R

Heat Recovery Ventilator

Product #: 45617



Fantech's larger residential, full-featured HRV for large house projects that demand higher efficiency, the VHR200R is designed for higher static pressure and higher airflow applications. During winter, fresh incoming air is tempered by the heat that is transferred from the outgoing air so you save on energy costs, while during summer, the system. The VHR 200R is equipped with a recirculation defrost mechanism so you can use your HRV all year long.

Features

- Fans with backward curved blades
- Aluminum heat recovery core
- Removable screw terminal for easy connection
- Multiple speed operation
- Internal recirculation defrost

Optional Controls:

- Eco-Touch™ (#44929) — Programmable Touch Screen Wall Control
- EDF7 (#44883) — Electronic multi-function dehumidistat
- EDF1R (#40393) — Multi-function dehumidistat
- RTS2 (#40164) — 20 minute timer over-ride
- RTS5 (#44794) — 20/40/60 minute timer

Specifications

- Duct size — 6" (153 mm) oval
- Weight — 66 lbs (30 kg) including core
- Voltage/Phase — 120/1
- Power rated — 187 W
- Amp — 1.4 A
- Average airflow — 173 cfm (82 L/s)
@ 0.4" P_s (100Pa)



Fans

Two (2) factory-balanced fans with backward curved blades. Motors come with permanently lubricated, sealed ball-bearings to guarantee long life and maintenance-free operation.

Heat Recovery Core

Aluminum heat recovery core configured for an efficient cross-flow ventilation. Core is 12" x 12" (305 x 305 mm) with a 15" (380 mm) depth. Cores are manufactured to withstand extreme temperature variations..

Winterguard™ Defrost

The VHR200R incorporates a unique and quiet internal recirculation defrost that does not depressurize the home during the defrost cycle. A preset defrost sequence is activated when the outdoor temperature falls below 23° F (-5° C) and automatically adjusts itself based on operating conditions. The fan speed is also adjusted automatically to provide a smooth and quiet transition between Ventilation & Defrost mode.

Serviceability

Core, filters, fans, drain pan and electrical panel can be accessed easily from the access panel. Core conveniently slides out with only 17" (432 mm) clearance.

Duct Connections

6" (152 mm) Oval plastic duct connections with integrated balancing damper and airflow measurement ports.

Case

24 gauge galvanized pre-painted steel corrosion resistant

Insulation

Cabinet is fully insulated with 1" (25 mm) high density expanded polystyrene.

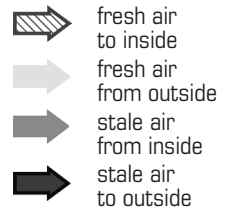
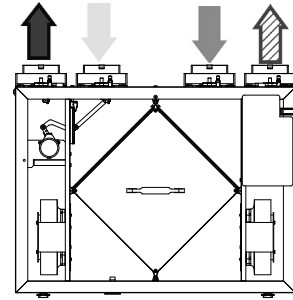
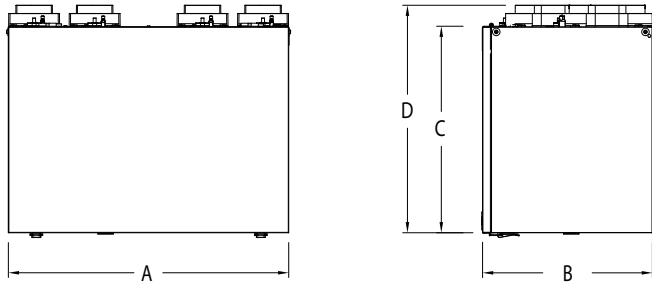
Filters

Two (2) washable electrostatic panel type air filters for the exhaust air. Dimensions: 11.75" (298 mm) x 15" (380 mm) x 0.125" (3 mm).

Warranty

Limited lifetime on aluminum core, 7 year on motors, and 5 year on parts.

Dimensions & Airflow



Model	A		B		C		D	
	in	mm	in	mm	in	mm	in	mm
VHR 200R	28	710	17	430	20 1/2	522	22 11/16	576

Dimensional information is in inches. Clearance of 17" (432mm) in front of the unit is recommended for removal of core. All units feature three foot plug-in power cord with 3-prong plug.

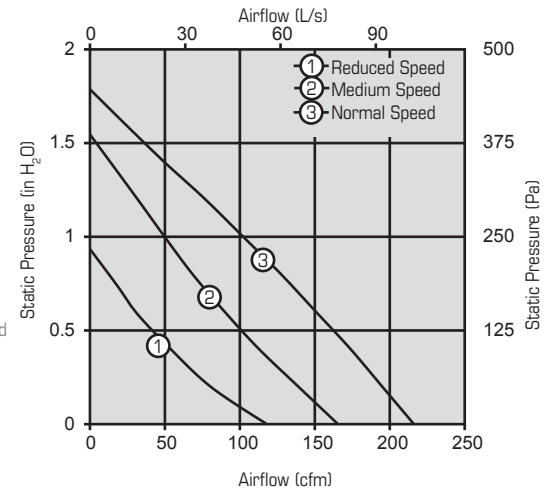
Ventilation Performance

in. wg. (Pa)	0.2 (50)	0.4 (100)	0.6 (150)	0.8 (200)	1.0 (250)	1.2 (300)	1.4 (350)
	cfm (L/s)	cfm (L/s)	cfm (L/s)	cfm (L/s)	cfm (L/s)	cfm (L/s)	cfm (L/s)
Net supply airflow	196 (93)	173 (82)	151 (71)	128 (60)	101 (48)	77 (36)	49 (23)
Gross supply airflow	202 (95)	178 (84)	156 (74)	134 (63)	105 (50)	81 (38)	54 (25)
Gross exhaust airflow	202 (95)	178 (84)	156 (74)	134 (63)	105 (50)	81 (38)	54 (25)

Only the data of the normal speed are HVI certified.

** - Balancing Range : 110 cfm (52 L/s) to 200 cfm (94 L/s)

- If a balanced flow outside the above range is required, please revisit our product offerings to ensure a properly sized unit is selected



Energy performance

Heating	Supply temperature		Net airflow		Consumed power	Sensible recovery efficiency	Apparent sensible effectiveness	Latent recovery/moisture transfer
	°F	°C	cfm	L/s	W	%	%	-
	32	0	73	34	60	70	75	0.02
	32	0	115	54	115	66	73	0.03
	32	0	148	70	170	65	82	0.03
	-13	-25	73	34	109	63	79	0.04

Requirements and standards

- Complies with the UL 1812 requirements regulating the construction and installation of Heat Recovery Ventilators
- Complies with the CSA C22.2 no. 113 Standard applicable to ventilators
- Complies with the CSA F326 requirements regulating the installation of Heat Recovery Ventilators
- Technical data was obtained from published results of test relating to CSA C439 Standards

Contacts

Submitted by:	Date:
Quantity:	Model:
Comments:	Project #:
Location:	
Architect:	
Engineer:	Contractor:

Distributed by:

--

United States 10048 Industrial Blvd. • Lenexa, KS 66215 • 1.800.747.1762 • www.fantech.net

Canada 50 Kanafllakt Way • Bouctouche, NB E4S 3M5 • 1.800.565.3548 • www.fantech.net

Fantech reserves the right to modify, at any time and without notice, any or all of its products' features, designs, components and specifications to maintain their technological leadership position.



fantech®
a systemair company